

The 40th ISS

► Exhibition Guide



IMAGE SENSING SHOW 2026

ISS 2026

10 wed. ► 12 fri. Jun. 2026

IN JAPAN PACIFICO YOKOHAMA A.M.10:00 - P.M.5:00

Digital Solutions Zone (Special zone)

Addressing the Social Issues with Image Processing!
AI and deep learning / cloud, 5G, 6G and communication/
IoT and edge computing / VR, AR and MR / automation system and RPA, etc.

Robotics Technology Zone (Special zone) **NEW**

Here gather robotics-related corporations!
Robot parts / materials, robot control, automation system / RPA, etc.

Space Elemental Technology Zone (Special zone)

Paving the Way to the Future with New Space!
aviation and satellite cameras / image processing devices and software/
data analysis and processing systems/
peripheral devices such as semiconductors and cables, etc.

- Optics and Laser Corner **NEW**
- Advanced Elemental Technology Corner **NEW**
- Light Sources and Lighting Corner
- Video Exhibition Booth
- Catalog Exhibition Booth

Concurrent Exhibition

32nd Symposium on Sensing via Image Information : SSII2026
Symposium on Optical Sensing and Inspection : Senspec2026

<https://www.adcom-media.co.jp/iss/>



Organized by :  Advanced Communication Media Co., Ltd.

Supported by :  IMAGING ASSOCIATION JAPAN (IAJ) /

 JIIA JAPAN INDUSTRIAL IMAGING ASSOCIATION (JIIA)

The 40th ISS

IMAGE SENSING SHOW 2026

Far-sighted Sensing Technologies

Exhibition Guide

Contents

1. Greetings	3
2. Event Overview and Visitor Analysis	4
3. Introduction of Zones and Corners	5
4. Type of Booths	7
5. Application Guidelines	10
6. Guide to Paid Optional Service	11
7. Guide to Registration Forms for Exhibitors	12
8. Invitation to Image Sensing Seminar	13
9. Pitch Presentation <NEW>	14
10. Guide to Advertisement and Sponsor Planning	15

1. Greetings

Far-sighted Sensing Technologies

Featuring the “Far-sighted sensing technologies”, the IMAGE SENSING SHOW, being the 40th exhibition this year, has been developing by inviting the exhibitors with excellent specialty and progressiveness in one place. The image sensing technologies have now greatly advanced from the initial stage of “measuring an object”. Combined with AI, they not only substitute for human visual inspections, but also are transforming into “key technologies” for machines to autonomously “recognize” and “determine” the situations. These technologies continue to be essential for supporting the cutting-edge fields such as factory automation, healthcare, monitoring, logistics, infrastructure, IoT, robotics and aerospace industry. The IMAGE SENSING SHOW has been also advancing every year.

Composition and Highlights of the Exhibition

In addition to the special zones intended for these cutting-edge fields, this exhibition has the “Light Sources and Lighting Corner” and “Optics and Laser Corner” deeply related to the image processing technologies and the “Advanced Elemental Technology Corner” including machining and measuring technologies and materials, allowing you to see the big picture of technologies. At an adjacent seminar venue, the leading exhibitors in each field will hold sessions on the latest technologies and product information and the industry-driving experts will be invited to give special lectures.

Issue-solving Exhibition

This exhibition provides the “Technological Consultation Corner” and “Comprehensive List of Imaging Equipment (Product Portal)” at the site. The experts propose solutions to the visitors' specific technological issues and strongly support efficient product comparison and information collection. We hope you will get the best solutions for business expansion.

Creating the Stage Leading to the Future

This exhibition attracts many “key persons” having strong intentions for business negotiations. Active communications take place between the exhibitors. Future potentials created by image sensing technologies spread from this exhibition where people, products and experiences get together. Make maximum use of the exhibition to grasp market needs, get familiar with the latest technologies and product information and find new customers and business partners.



2. Event Overview and Visitor Analysis

Scope of Exhibits

- Cameras and image sensors ● Lenses and filters ● Optics and Laser/Advanced Elements ● Cables and connectors ● Light sources and lighting
- Image boards ● I/O units ● Image processors and transmitters ● Image recorders and compressors/decompressors
- Measuring instruments and analyzers ● Other image related equipment ● Image software ● Other software ● System integration ● Mechanical elements
- Contracted development ● Robot control ● Robot parts, materials ● Other robot-related ● Automation system, RPA ● AI and deep learning
- Cloud computing, 5G, 6G and communication ● IoT and edge computing ● VR, AR, MR ● Books and web media ● Others

Summary Report of ISS 2025

Number of Exhibitors : **136** Companies in **235** Booths (Catalog exhibit includes 3 booths)
Number of Visitors : **10,374**

Target Visitors

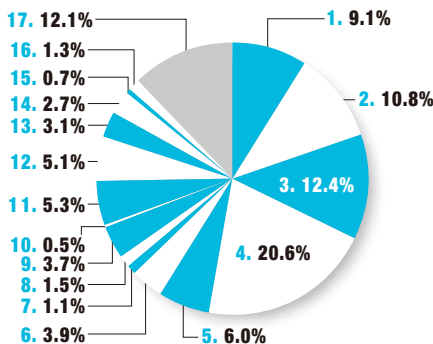
- Aerospace industry: Corporations, research institutes and engineers concerned with next-generation technologies and solutions as well as new space.
- IT industry: Planners and developers addressing new business models through digitalization such as AI, deep learning and next-generation communication.
- Car industry: Planners and developers wanting to introduce next-generation functions and systems into the car bodies, interior facilities and driving environment.
- Construction industry: Designers and developers wanting to introduce new rooms and spatial facilities in order to allow safer and more comfortable living.
- Security industry: Developers and researchers looking for higher-performance crime preventive devices, and new crime preventive systems and services.
- Distribution, retail and logistics industries: Designers and planners considering system introduction for development of new products and efficient product management.
- Nursing care, welfare and medical treatment industries: System administrators aiming to develop and improve services by behavior analyses of users and higher work efficiency.
- Amusement industry: Planners and programmers engaged in development of new-sensation games and devices.

Visitor Analysis

ISS2025 track record

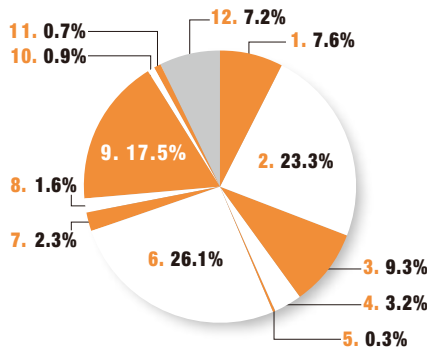
Type of Business

- Semiconductor
- Electronic parts
- Electrical machinery
- Precision / Machinery
- System integrator
- Transport machine
- Paper manufacturing/Printing
- Resources / Material / Energy
- Chemical / Bio / Medical
- Food / Fishery and agriculture / Forestry
- Informations / Communications
- Service / Commerce / Circulation
- Construction / Traffic / Transportation
- Public Offices / Schools
- Mass communication / Advertisement
- Aerospace
- Others



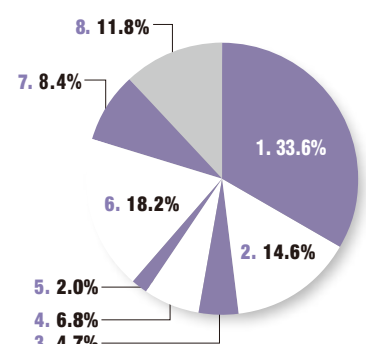
Occupation

- Executives
- Engineers
- Design
- Manufacturing
- General Affairs
- Sales
- Management
- Public Relations / Advertisement
- Reserch / Development
- Teachers
- Students
- Others



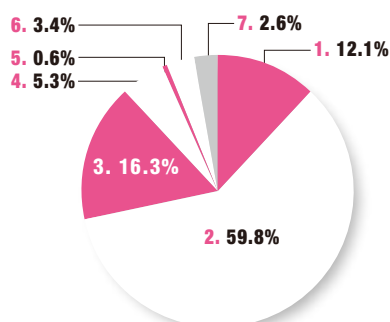
Interesting field

- FA
- Security
- ITS(Intelligent Transport Systems)
- Medical
- Amusement
- Robot Vision
- Aerospace
- Others



Coming purpose

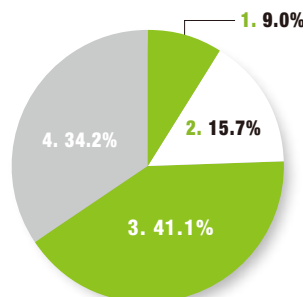
- Information gathering for product purchase
- Technological information gathering
- General information collection
- Partner enterprise examination
- Exhibition inspection for exhibition
- Business operation
- Others



Purchasing Position

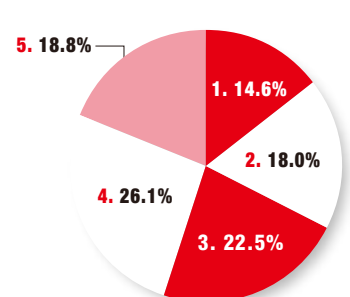
- Purchased
- Examination or deliberation for purchase
- Consideration/Suggestion
- No result

About 70% of visitors decide, consider / deliberate and select / propose product purchase.



Age

- 20s
- 30s
- 40s
- 50s
- 60s or more



※The total does not necessarily amount to 100% because the first decimal place is rounded off.

3. Introduction of Zones and Corners

[Special zone] Digital Solutions Zone

Digital Solution for Manufacturing Industry to Support Digitalization of Value Chain

The “Digital Solutions Zone” will be established gathering the categories such as notable AI and deep learning/cloud, 5G, 6G and communication/IoT and edge computing/VR, AR and MR/automation system and RPA among other things. This is a great opportunity of publicity for the companies concerned.



[Special zone] Robotics Technology Zone **New**

This exhibition specially sets up the “Robotics Technology Zone”, highly praised at the ITE (INTERNATIONAL TECHNICAL EXHIBITION ON IMAGE TECHNOLOGY AND EQUIPMENT) held in December, again this year to introduce robot parts/materials, robot control, automation systems/RPA and other robot-related products and services in a big way.



[Special zone] Space Elemental Technology Zone

With total financial support of up to ¥1 trillion, “JAXA Space Strategy Fund” fully started from FY2024. With ¥300 billion technological development support already actualized, space business is now progressing from a demonstration phase to a full-fledged commercialization phase. In the current space industry, it is essential to combine not only image processing technologies, but also various elemental technologies such as sensors, optics, communications, semiconductors, materials and control/analysis technologies. It is also highly expected to apply the industrial technologies developed in the factory automation and appearance inspection fields to the space industry. This exhibition will introduce the latest technologies and solutions as the Space Elemental Technology Zone, focusing on a wide range of fundamental and elemental technologies which support such space related business.



Optics and Laser Corner **NEW**

Optics and laser technologies are fundamental technologies essential in a wide range of fields such as manufacturing, healthcare, communications and space. They are used for micromachining, non-contact measurement, optical communications, medical diagnoses/treatments and sensing for automatic operation, supporting advancement of society and industrial innovation. They are an important key field to next-generation technologies. Japanese optics and laser technologies have a strong point in high-precision optics design and machining technologies, having high global evaluation in the measuring equipment and sensor fields. With high research and development capacity, they are capable of widely responding to medical and industrial usages. On the other hand, industrialization of basic research is not easy, leaving issues such as growth of startups and enhancement of international competitiveness. There are also concerns about aging human resources, shortage of young manpower and insufficient investments. These issues have to be solved in order to maintain sustainable technological innovation.

■ Main Intended Exhibits :

Optical parts and materials / Laser related products / Optical sensing, spectroscopy and polarization / Optical design and simulation, and others

Advanced Elemental Technology Corner **NEW**


The elemental technologies in machine vision are the foundation supporting system performance, accuracy and reliability. With an image sensor, lens, lighting and image processing algorithm working together, it becomes possible to accurately detect and recognize a target. Advancement of each technology is essential in development of machine vision because it is directly connected to improvement of inspection accuracy and processing speed and exploitation of new usages. To maintain and enhance Japan's industrial competitiveness, highly advanced elemental technologies are indispensable, such as sensors, optics, materials and precision equipment. These technologies are the foundations of the cutting-edge fields such as AI, robots and semiconductors and directly connected to automation of manufacturing sites, quality improvement and decarbonization. Enhancement of the elemental technologies is a key to Japanese economy and technical capabilities.

■ Main Intended Exhibits :

Sensors and detection devices / Precision machining and manufacturing technologies / Cutting-edge applied and evaluation technologies / Digital solutions and packaging technology, and others

Light Sources and Lighting Corner

In order to improve the convenience of the visitors looking for light sources and lighting equipment and attract them to the exhibition booths, this exhibition will install the "Light Sources and Lighting Corner". There assemble the light sources, lighting equipment and the businesses having relevant technologies. The booths are reshaped to prepare an environment allowing the visitors to have effective access to their desired products and technologies.



Video Exhibition Booth

A "Video Exhibition Booth" will be installed to make personnel attendance unnecessary by using a video to publicize your company and product.



Catalog Exhibition

Up to 3 kinds of catalogs, etc. introducing your company, products and services are allowed to be presented in the visitors' gathering areas so that they can freely take them.



Technological Consultation Corner

With cooperation of Imaging Association Japan (IAJ), Japan Industrial Imaging Association (JIIA) and voluntary participant companies, this corner is installed to answer the visitors' questions. Since this corner allows you to have more contacts with the visitors, you will have a great opportunity to understand potential needs by being a consultant. You do not need to be an overall expert of image processing because your area of expertise is clearly specified to accept consultations. The consultants will be assembled on later date to hold a meeting to review the consultations.



Job Corner

As a free bonus to the exhibitors, a job corner will be installed to put up your recruitment information. This is a big chance to secure work-ready personnel without spending time and money. Make effective use of the exhibition site where the people in the industry gather.

* Not available for the exhibitors contracted for video exhibition booth or catalog exhibition.



4. Type of Booths

Example of Exhibition (One Booth)

※The under-mentioned display includes the expenses to exhibition fee.

Package Booth, Space Only

It is more specious than the Table Top Booth and enables a large-scaled demonstration.

Booth Specification

- Booth: **Package Booth**
3000(W)×3000(D)×2400(H)mm
- Stockroom:
990(W)×990(D)×2400(H)mm

This type of booth includes partition panels, stockroom, accordion curtain, parapet, punch carpet, company nameplate with general font (1 plate per booth), which provided by the secretariat.

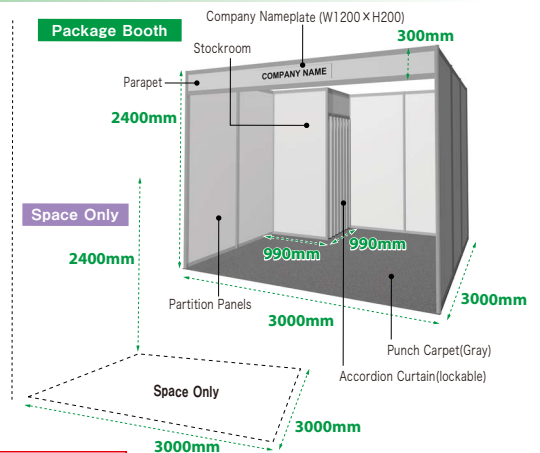
The stockroom and parapet are removable if unnecessary.

- Booth: **Space Only**
3000(W)×3000(D)×2400(H)mm

Exhibition Fee

- Package Booth**
¥460,000 (¥506,000 with tax included)
- Space Only**
¥400,000 (¥440,000 with tax included)

- * An exhibitor's ID card fee is included in the above, respectively.
- * It is not allowed to place an object outside the booth (passage).
- * The company nameplate with specified LOGOs can be ordered separately.
- * (Charged) Free to decorate inside own booth(s).
- * Application forms for using the electric power (wiring, grounding, etc.), renting the booth tables, etc. will be sent by e-mail in late April.



Height regulations for Package Booths and Space Only exhibits

The height of the exhibited products is allowed up to 3300 mm only for the Package Booth, Space Only (decorations up to 2400 mm). Submit the outline, drawings, etc. of the exhibit to the secretariat beforehand to consult. Please note, however, that we may not accept the exhibit in case the secretariat determines that it could affect other exhibition booths.

Table Top Booth

A simple table-top display method enables to focus on the product itself.

Booth Specification

- Booth:
1800(W)×900(D)×2250(H)mm

This type of booth includes a table [1800(W)×900(D)×740(H)mm], tablecloths (White & Blue), back & side panels, company nameplate with general font (1 plate per booth), which will be provided by the secretariat. The table is removable if unnecessary.

Exhibition Fee

- ¥265,000 (¥291,500 with tax included)
- * The above-mentioned fee includes the expenses for display (table, tablecloths, company nameplate, back & side panels, exhibitor ID card).
- * It is not allowed to place an object outside the booth (passage).
- * The company nameplate with specified LOGOs can be ordered separately.
- * (Charged) Free to decorate inside own booth(s).
- * Application forms for using the electric power (wiring, grounding, etc.) and booth table availability, etc. will be sent by e-mail in late April.

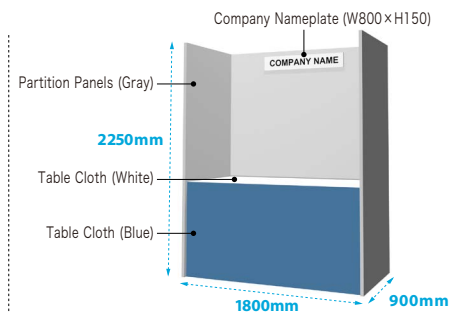


Table Top Booth with Catalog Stand ※ 1 Limited booth

Both a product and a catalog are exhibited in a booth to enhance convenience.

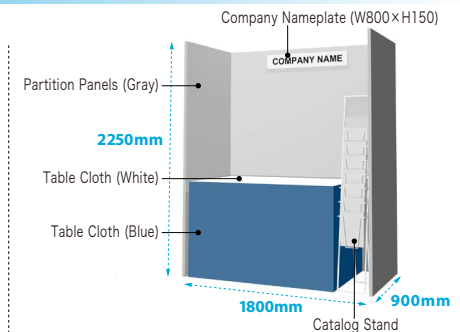
Booth Specification

- Booth:
1800(W)×900(D)×2250(H)mm

This type of booth includes a table [1500(W)×900(D)×740(H)mm], tablecloths (White & Blue), catalog stand, back & sidepanels, company nameplate with general font (1 plate per booth), which will be provided by the secretariat. The table is removable if unnecessary.

Exhibition Fee

- ¥265,000 (¥291,500 with tax included)
- * The above-mentioned fee includes the expenses for display (table, tablecloths, company nameplate, back & side panels, exhibitor ID card).
- * It is not allowed to place an object outside the booth (passage).
- * The company nameplate with specified LOGOs can be ordered separately.
- * (Charged) Free to decorate inside own booth(s).
- * Application forms for using the electric power (wiring, grounding, etc.) and booth table availability, etc. will be sent by e-mail in late April.



Trial Booth limited to new exhibitor

※ Limited to one booth for each new exhibitor at the Image Sensing Show (Limited to the first 20 companies)

These booths are installed for you to experience the effect of exhibition at the Image Sensing Show. They allow exhibition at a reasonable price.

Booth Specification

- Booth:
1800(W)×900(D)×2250(H)mm

Same space as one Table Top Booth, only provided with a back & side panels, company nameplate with general font (1 plate per booth). Within this space, you can freely bring in a table, chair, exhibition stand, etc. for exhibition.

Exhibition Fee

- ¥80,000 (¥88,000 with tax included)
- * Limited to one booth for each new exhibitor at the Image Sensing Show.
- * Limited to the first 20 companies.
- * The above-mentioned fee includes the expenses for display (back & side panels, company nameplate, exhibitor ID card).
- * It is not allowed to place an object outside the booth (passage).
- * The company nameplate with specified LOGOs can be ordered separately.
- * (Charged) Free to decorate inside own booth.
- * The exhibition stand, etc. can be optionally rented (charged).
- * Application forms for using the electric power (wiring, grounding, etc.), renting the booth tables, etc. will be sent by e-mail in late April.

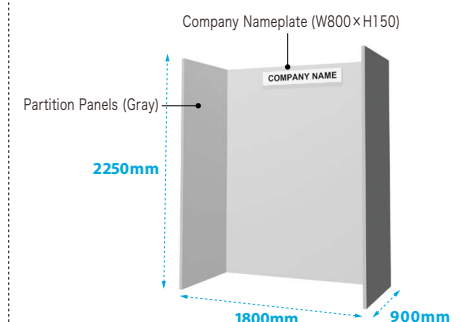


Table Top Booth with Designated Light Sources and Lighting Corner

Simple method of arranging the products on the table.
Exclusive booth for the "Light Sources and Lighting Corner".

Booth Specification

●Booth:

2000(W)×1000(D)×2400(H)mm

This type of booth includes partition panels, an exhibition stand(2000(W)×1000(D)×750(H)mm), company nameplate with general font (1 plate per booth), which provided by the secretariat. The exhibition stand is removable if unnecessary. In case of applying for multiple booths, these can be connected.

* The load capacity of the exhibition stand is 20kg.

* There is a space under the exhibition stand which can be used for storage.

Exhibition Fee

●¥265,000 (¥291,500 with tax included)

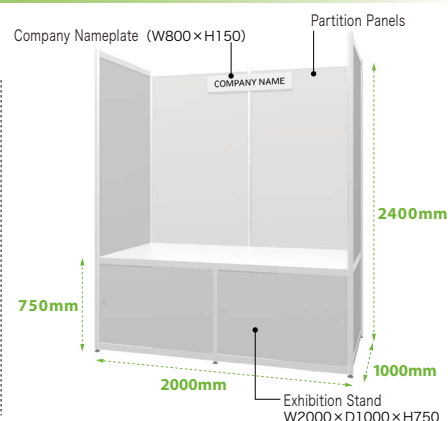
* The above-mentioned fee includes the expenses for display (partition panels, an exhibition stand, company nameplate, exhibitor ID card).

* It is not allowed to place an object outside the booth (passage).

* The company nameplate with specified LOGOs can be ordered separately.

* (Charged) Free to decorate inside own booth(s).

* Application forms for using the electric power (wiring, grounding, etc.) and booth table availability, etc. will be sent by e-mail in late April.



Mini Booth

By assembling the exhibitors for each corner, the limited space can be effectively used, greatly cutting exhibition costs.

Booth Specification

●Booth:

1000(W)×500(D)×2400(H)mm

This type of booth includes a system panel, exhibition stand(1000(W)×500(D)×750(H)mm), company nameplate with general font (1 plate per booth), which provided by the secretariat. The exhibition stand is removable if unnecessary. In case of applying for multiple booths, these can be connected.

* The load capacity of the exhibition stand is 20kg.

* There is a space under the exhibition stand which can be used for storage.

Exhibition Fee

●¥120,000 (¥132,000 with tax included)

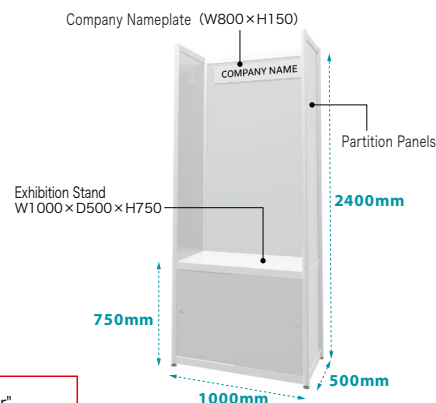
* The above-mentioned fee includes the expenses for display (System panel, display stand, company nameplates, exhibitor ID card).

* It is not allowed to place an object outside the booth (passage).

* The company nameplate with specified LOGOs can be ordered separately.

* (Charged) Free to decorate inside own booths.

* Application forms for using the electric power (wiring, grounding, etc.) and booth table availability, etc. will be sent by e-mail in late April.



Mini Booth is available for the exhibitors contracted for "Optics and Laser Corner" or "Advanced Elemental Technology Corner".



Package Booth



Table Top Booth



Table Top Booth with Catalog Stand



Catalog Exhibition(left)

Video Exhibition Booth (right)

There are two types of booths for the businesses considering exhibition despite the difficulty of attending to the visitors.

A Video Exhibition Booth and a Catalog Exhibition will be installed to make personnel attendance unnecessary by using videos and catalogs. We hope you will utilize them to publicize your company and product to the visitors.

Video Exhibition Booth

You can always run videos in the booth during the exhibition period and continue to publicize at a website after the exhibition period.

Booth Specification

●Booth:

1000(W)×500(D)×2400(H)mm

This type of booth includes a system panel, exhibition stand(1000(W)×500(D)×1000(H)mm), 32-inch monitor (loudspeaker and media player incorporated) and company nameplate with general font (1 plate per booth).

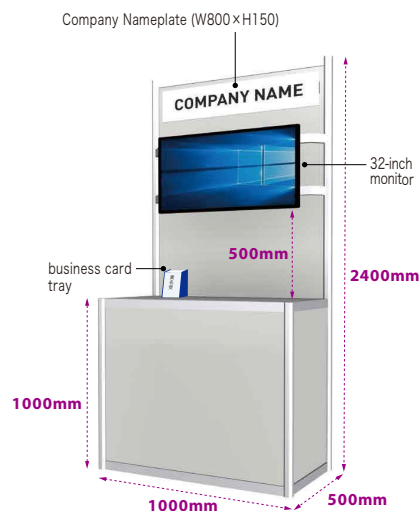
PR images to be submitted

They will be repeatedly run without break during the exhibition period. Also, they will be publicized at the exhibition's website after the exhibition period, as with the exhibition booth PR videos to be uploaded by each exhibitor, allowing continuous PR activities not only during, but also after the exhibition period.

Exhibition Fee

●¥180,000 (¥198,000 with tax included)

- * Display tools (System panel, display stand, 32-inch monitor (electricity usage fee included) and company nameplate with general font, business card tray) are included.
- * The company nameplate with specified LOGOs can be ordered separately.
- * Up to 3 kinds of catalogs, etc. may be placed flat on the exhibition stand. (Remaining catalogs, etc. will not be sent back.)
- * It is not allowed to exhibit a product/device or station an attendant.



[Submission form]

■Video specifications : MP4 file (voice recordable), Aspect ratio: 16 : 9, Resolution: 1920×1080

* Prepare the video within the duration of up to 5 minutes.

(Recommended duration is 2 to 3 minutes suitable for focused viewing.)

* You are requested to submit a video file to the secretariat in advance.

Catalog Exhibition

Exhibition Fee

●¥30,000 (¥33,000 with tax included)

This type of plan includes a catalog stand and a company nameplate with general font (1 plate per spot).

- * The company nameplate with specified LOGOs can be ordered separately.
- * Up to 3 kinds of catalogs, etc. introducing your company, products and services are allowed to be presented in the visitors'gathering areas so that they can freely take them. (Remaining catalogs, etc. will not be sent back.)
- * Catalogs with thickness of 20 mm or more are not acceptable.
- * No attendant is allowed to be stationed.

[Special Notes]

1. Designation of the booth location

No booths can be located at your request. Please leave the decision to the secretariat.

2. Side panel (Table Top Booth/Table Top Booth with Designated Light Sources and Lighting Corner/Mini Booth)

No side panel will be installed on the passage side for the Table Top Booth located in the corner booth.

If it is necessary, fill in the form with required information when applying for electrical work.

3. Prohibition of protrusions into aisles

All exhibits, decorations and equipment must not protrude into the venue aisles. All display panel stands and its mounting parts must be contained within the booth space.

4. Restrictions on floor construction

Dry pits, concrete nails, anchor bolts, etc. cannot be used on the floor.

5. Prohibitions for booth decoration, and so on

- Decoration and installed exhibit sticking out of the booth
- Bringing in and using a power strip and an extension cord
- Demonstration with a microphone and a speaker
- Behavior disturbing other exhibitors

5. Application Guidelines

Application Deadline March 19(Thu.). (In case there are too many exhibitors, the number of booths may be adjusted.)

Application Method Please fill out in the exhibition application form to apply.

■ Precautions for Entering the Exhibition Application Form

- ① Firstly, select a type of booth and enter the number of booths to apply.
 - * For Package Booth, Space Only, Table Top Booth and Table Top Booth with Catalog Stand, select either "No zone specified" or "3 zones specified (Digital Solutions Zone, Robotics Technology Zone, Space Elemental Technology Zone)".
 - * The Table Top Booth with Designated Light Sources and Lighting Corner is consolidated as the "Light Sources and Lighting Corner" and cannot be adjacent to other types of booths.
 - * For Mini Booths, select either the "Optics and Laser Corner" or "Advanced Elemental Technology Corner".
 - * For the Trial Booth, you cannot choose an exhibition zone.
 - * For Video Exhibition Booth and Catalog Exhibition, you cannot choose an exhibition zone.
- ② In case you want to post job information in the Job Corner, please check "Apply" under "Posting Job Information in the Job Corner" on the Exhibition Application Form to apply.
- ③ When considering technological consultation, check the box for "Participate" or "Want to hear the story" under "Technological Consultation Corner Consultant" of the Exhibition Application Form to apply.

Transfer Bank Account

Please transfer the exhibition fee to the following bank accounts by April 30(Thu.). * Bank transfer fees shall be borne by the remitter.

●SUMITOMO MITSUI BANKING CORPORATION Shinjuku-Dori Branch, Ordinary account 7504618

◎Account Name : Advanced Communication Media Co., Ltd.

Cancellation Policy

In case an applicant cancels exhibition due to its convenience, an exhibition fee will not be reimbursed. A cancellation fee is 50% of the exhibition fee if cancelled up to 60 days (Apr. 11 (Sat.)) before opening of the Exhibition, and all the exhibition fee if cancelled after Apr. 12 (Sun.). In case the Exhibition is cancelled due to the convenience of the organizer, however, all the exhibition fees will be reimbursed.

Remarks

1. Exhibition materials will be sent to applicants by e-mail in late April.
2. Information on power supply (wiring, grounding, etc.) and booth table availability will be sent via e-mail in late April.
3. The electric charge and wiring expense for demonstration is to be separately billed to the exhibitor after the exhibition.
4. Please note that we may decline your request for participation as an exhibitor when the organizer of the exhibition determines that its criteria for exhibitors are not met.
5. For joint exhibition, we only accept the arrangement of booths that are next to or opposite to each other.
6. Resale of a booth(s) is prohibited.
7. The exhibits shall be carried-in on Jun. 9(Tue.) and carried-out on Jun. 12(Fri.).
8. The applicable consumption tax is that effective at the time of opening this exhibition. In case your application is made before the change of the tax, the difference will be additionally charged.

Where to Apply / Contact

Advanced Communication Media Co., Ltd. 2-21-27 Hyakunin-cho, Shinjuku-ku, Tokyo 169-0073 Japan
 TEL: +81-3-3367-0571 Fax: +81-3-3368-1519 E-mail: exhibit@adcom-media.co.jp Attn: ISS Secretariat



6. Guide to Paid Optional Service

● Backyard Stock Room

An exclusive stock room is secured for stocking catalogs, packaging materials, etc. to allow more effective use of the exhibition booth in terms of space. The room will be installed near the backyard of the exhibition site.

Booth Specification

- Approx. 2000(W)×1000(D)×2100(H)mm

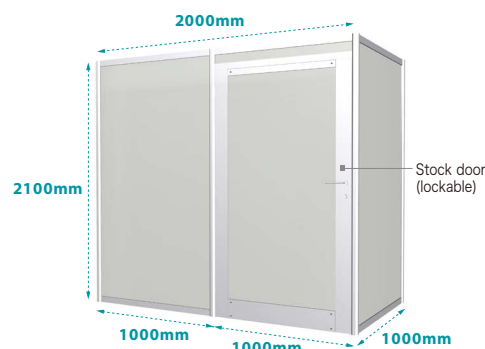
* Opening dimensions : 900 (W)×1900 (H) mm 2m²/booth

* This type of room includes an outward opening door (lockable) and a company nameplate (1 plate per booth).

* In case of applying for multiple booths, these can be connected.

Usage Fee

- ¥50,000 (¥55,000 with tax included)
- Available period : Scheduled from Jun. 9 (Tue.), 9:00 to Jun. 12 (Fri.), 17:00



● Internet Line

In case you want a stable communication line, it is recommended to use a wired LAN (RJ-45 connection port). It is also possible to bring in a router, etc., connect the LAN line you have applied for, and transmit Wi-Fi. Transmission speed: Max. upstream and downstream, 1 Gbps (best-effort type). The installation charge for optical fiber channel per channel is ¥60,000 (¥66,000 with tax included).

Delivery period

6/9(Tue.)~ 12(Fri.)

● Company Nameplate with Specified LOGOs

The company nameplate with specified LOGOs can be ordered separately.

* If you use only the free company name plate included in the exhibition fee, you do not need to apply.

- Approx. 1200(W)×200(H)mm ¥10,000 (¥11,000 with tax include) : Package Booth

- Approx. 800(W)×150(H)mm ¥8,800 (¥9,680 with tax include) :

Table Top Booth/Table Top Booth with Designated Light Sources and Lighting Corner/Mini Booth/Video Exhibition Booth

■ Optional Services Application Guidelines

◆ Application Deadline April 15 (Wed.)

◆ How to apply

Please fill out in the exhibition application form to apply.

* To make an additional application after applying for exhibition, contact exhibit@adcom-media.co.jp. After confirming your application, the secretariat will reply to you.

◆ Cancellation Policy

In case your application is cancelled after the deadline of application, full penalty will be charged as a cancellation fee. Option usage fees will be charged after completion of the exhibition.

* The applicable consumption tax is that effective at the time of opening this exhibition. In case your application is made before the change of the tax, the difference will be additionally charged.

* Bank transfer fees shall be borne by the remitter.

● Booth Visitor Reception System

We offer an optional service that allows you to scan visitor badge QR codes using a smartphone app to collect and manage visitor information.

* Please note that all collected data will be provided in Japanese only, excluding numbers and alphabet.

* A smartphone rental is required to use this system (the app is only available for smartphones usable in Japan).

* The estimated usage fee starts at ¥36,500 (including tax: ¥40,150, subject to change).



■ Booth Visitor Reception System Application Guidelines

◆ Application Method

Information on booth visitor reception system will be sent via e-mail in late April.

◆ Cancellation Policy

In case your application is cancelled after the deadline of application, full penalty will be charged as a cancellation fee. Booth visitor reception system fee will be charged by System Forward Inc. after completion of the exhibition.

7. Guide to Registration Forms for Exhibitors

The following introduces the services publishable on the exhibitors listing page at the ISS website. They are browsed before, during and after the exhibition period. Please register your company.

● Registration of “Business Content” and “Exhibitor Highlights”

Free for Exhibitors

You can post “Business Content” and “Exhibitor Highlights” in the exhibitors list on the exhibition website.

You can revise your registered information as many times as you like until the deadline. The highlight information will be read by many visitors before the Exhibition to collect information in advance, and also enables you to draw attention of people who cannot visit the Exhibition to your business and exhibits during and after the Exhibition. We would appreciate your registration.

- * Please upload your information from the “Business Content” and “Exhibitor Highlights” page.
- * Within 800 chars. (400 chars. double-byte chars.)
- * Deadline : June 4 (Thu.)

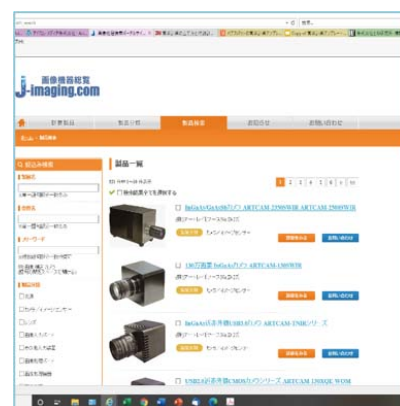
● J-imaging.com

You can register for exhibitor website product catalog “J-imaging.com”.

- Up to 50 products can be registered.
(products not exhibited at the show are also acceptable)
- You can list, register and edit your products' information
- 1 type of catalog Introducing your company, products and services are allowed to be presented in the special booth so that they can freely take them.(Remaining catalogs, etc. will not be sent back.)
- Annual Usage Fee : ¥50,000 (¥55,000 with tax included)
Special First-Year Discount : ¥30,000 (¥33,000 with tax included)

◆ How to apply

Log in to the J-imaging.com
(<https://www.j-imaging.com/>)
and register your products.



● Registration of “Exhibition PR Video”

Free for Exhibitors

We will be able to post your exhibition booth PR video on the exhibition website.

- Please take 2-3 minutes video during the exhibition period at your booth.
- You are free to compose and or edit the video but the video has to be taken at your booth in exhibition hall.
- If the content of video is matched with the content of “Exhibition Highlights” registered in advance, it will be easier for the viewers to imagine the contents of the exhibition.

* Please upload your information from the “Exhibition PR Video” page.

- Only one video will be allowed per exhibitor.
- The file size of video should be “100MB or less”.
- Video file format with “mp4” is preferable.
- Please use the “Exhibitor Name” as the file name of the uploaded video.
- Please note that we will not be notified of the completion of the video posting. Since posted video would make your business PR continuously even after the exhibition period, please provide us your video.

* Registration start : Jun. 10 (Wed.)



ISS2025 example

8. Invitation to Image Sensing Seminar

At ISS2026, we will hold the “Image Sensing Seminar” as a place to introduce the new product information and technologies of each exhibitor. This is a perfect opportunity for your company to introduce the latest information and new product information. We hope you will not miss it.

Also, an audience will be guided to your exhibition booth to generate synergy with your exhibition.

So that the Seminar will draw attention as a place to publish the latest trend of image processing technologies, the secretariat will inform and solicit through its website, e-mail news, etc. to positively gather the audience. We are waiting for your application.

- **Schedule** : June 10(Wed.), to 12(Fri.), 10:00 to 17:00(50 min. per lecture)
- **Venue** : Pacifico Yokohama, “Special seminar room” inside the Exhibition Hall (free audit)
- **Description** : Image Sensing Seminar
- **Lecture fee** : 50 min. per lecture, ¥120,000 (¥132,000 with tax included)
 - * A liquid crystal projector and reception service will be provided by the secretariat.
 - * Audience information will be e-mailed to you about one week after an exhibition period.
- **Date and time of lecture** : A lecture timetable will be decided by the secretariat based on lecture topics, etc.

[Paid Optional Service] “Image Sensing Seminar” Archive video streaming service

We will provide a seminar archive video streaming service for applicants for attendance. (Published to the registered applicants for attendance in a limited manner) Video streaming will start sequentially in about one week after the exhibition. (Delivery period : Scheduled from Jun. 19 to Jul. 22)

● Usage fee

Archive video streaming from the website of the Image Sensing Show

¥80,000 (¥88,000 with tax included) for each lecture (50 minutes)

- * Our exclusive filming crew will take care of videotaping, ensuring that seminar videos are archived and streamed with high picture quality and high sound quality (clear sound).
- * The lectures to be presented at the venue on that very day will be videotaped in full length. Note that we cannot accept requests for processing or editing the images and sound.
- * If you have multiple lectures, we will confirm the date of recording after the date and time of your lecture are confirmed.
- * A list of audience will be handed over to a lecture company after the streaming period.

■ Seminar Application Guideliness

◆ Application Deadline : March 11 (Wed.)

◆ How to apply

Please fill out an application form for the exhibitor’s seminar lecture to apply.

- * Your application will be accepted on a first-come first-served basis.
- * An applicant has to be an exhibitor in ISS2026(except for catalog exhibition).
- * Secretariat will contact you by e-mail later for the confirming the reception.
- * Lecture expenses and option usage fees will be charged after completion of the exhibition.
- * The applicable consumption tax is that effective at the time of opening this exhibition. In case your application is made before the change of the tax, the difference will be additionally charged.
- * Bank transfer fees shall be borne by the remitter.

◆ Cancellation policy

In case your application is cancelled after the deadline of application, full penalty will be charged as a cancellation fee.



9. Pitch Presentation <NEW>

Introducing New Products and Technologies Briefly and Simply

A theater style open stage will be prepared in the center of the busy venue!

You can directly present your technology and product to many visitors in a short time.

Let them know your development background and strong points unconveyable at the booth.

It is a perfect advertising stage for creating the opportunities for new business negotiations, interviews and collaborations.

This Is the Key Point!

- ◎ Low cost and high attention! Booth and presentation combined to double the opportunities for business negotiations.
- ◎ Free participation while looking around the venue. New exhibition standard "you can understand" briefly.
- ◎ Stage first before the booth. 20-minute pitch leading the visitors to the booth.

Presentation time	20 min. (Q&A included)
Presentation fee	¥50,000 (¥55,000 with tax included) * Special price provided for the first 3 presentations every day. ¥30,000 (¥33,000 with tax included)
What Is Included in Participation Fee	Lectern, microphone, monitor
Capacity	15 seats (Theater style)
<ul style="list-style-type: none"> • The venue has no partitions such as walls, allowing an unspecified number of visitors to listen to a presentation. • Applications are accepted on a first-come first-served basis. • You are requested to bring a PC by yourself. • The exhibitor is requested to be a host, managing the entry and exit of the visitors. • You can distribute brochures, etc. 	

	6/10 (wed.)	6/11 (thu.)	6/12 (fri.)
11 : 00 - 11 : 20	①	⑦	⑬
11 : 30 - 11 : 50	②	⑧	⑭
12 : 00 - 12 : 20			
12 : 30 - 12 : 50			
13 : 00 - 13 : 20	③	⑨	⑮
13 : 30 - 13 : 50	④	⑩	⑯
14 : 00 - 14 : 20	⑤	⑪	⑰
14 : 30 - 14 : 50	⑥	⑫	⑱

■ Pitch Presentation Application Guidelines

◆ Application deadline : April 15 (Wed.)

◆ How to apply

Please fill out an application form for pitch presentation to apply.

* Select your desired date and time.

* An applicant has to be an exhibitor in ISS2026 (except for catalog exhibition).

* Secretariat will contact you by e-mail later for the confirming the reception since applications will be made on first-come first-served basis.

Pitch presentation fee will be charged after completion of the exhibition.

* The applicable consumption tax is that effective at the time of opening this exhibition.

In case your application is made before the change of the tax, the difference will be additionally charged.

* Bank transfer fees shall be borne by the remitter.

◆ Cancellation policy

In case your application is cancelled after the deadline of application, full penalty will be charged as a cancellation fee.

10. Guide to Advertisement and Sponsor Planning

Text advertisements

Rectangular Banner Advertisements

There is an early bird discount.*



Display area : Home page of the ISS website

Display type : Always

* Display period : 4/1(Wed.) to 6/30(Tue.)

* Number of characters : Up to 80 chars. (40 double-byte chars.)

* Replacement of manuscript (up to 3 times)



Display area : All pages of the ISS website

Display type : By rotation (2 at maximum)

* Display period : 4/1(Wed.) to 6/30(Tue.)

* Size : 300 x 250 px

* Image format : JPEG or GIF

* Replacement of manuscript (up to 3 times)

Be sure to access the official website in order to register the visitors.

Exhibition's official website where so many people access even before opening for information collection and visitor registration.

Highly exposed web advertisement is optimum for efficiently publicizing to highly professional target customers.

A manuscript can be replaced up to three times to make effective use of it for various.

Capable of measuring the effects by making use of an access report.

At the beginning of the month, we will send a report indicating an advertising banner display count and click count in the previous one month.

Advertisement	Display period	Banner display location	Frames	Price(with tax)		Deadline of manuscript	Size	Expected Imps
				Early bird discount (~3/2 (Mon.))	(3/3(Tue.)~)			
Text	4/1 to 6/30 (3months)	Web sites of the ISS2026	4	¥85,000 (¥93,500)	¥100,000 (¥110,000)	3/19(Thu.) Replacement manuscript accepted at any time	Up to 80 chars. (40 double-byte chars.)	90,000 Imps
Rectangular Banner			8	¥127,500 (¥140,250)	¥150,000 (¥165,000)		300 px (W) and 250 px(H) (Up to 1024 KB, JPEG or GIF format)	130,000 Imps

Text & Rectangular Banner Advertisements Application Guidelines

◆ How to apply

Please fill out an application form for advertisement and sponsorship to apply.

* [Early bird discount] In case an application is made for two types of advertisements, text and rectangular banner, by 3/2 (Mon.), you will receive a 15% discount from the regular price.

◆ **Cancellation policy** : In case your application is cancelled after application, full penalty will be charged as a cancellation fee.

■ Special Notes

* Imps refers to an advertisement display count. Advertisements are displayed at different locations on some pages.

* If the manuscript is submitted after the deadline, it may not be posted, starting from Apr. 1 (Tue.).

* If the advertisement deviates greatly from the intention of the Exhibition, its posting may be refused.

* Advertisement expenses will be charged after completion of the exhibition.

* The applicable consumption tax is that effective at the time of opening this exhibition.

In case your application is made before the change of the tax, the difference will be additionally charged.

* Bank transfer fees shall be borne by the remitter.

Sponsor Plan

■ Corner booth attracting more visitors

A sponsor company's exhibition booth is located on the corner.

Furthermore, a silver sponsor's exhibition booth is located open on the three sides, and the platinum and gold sponsors' exhibition booths are located near the entrance of the venue.

■ Logo display in the venue for building recognition of your company

Including the venue maps distributed to the visitors, your company logo is displayed in different places in the venue such as an information board, reception counter and guide board to the venue.

		Platinum	Gold	Silver	Bronze
Slots		2	2	5	10
Price (with tax)		¥800,000 (¥880,000)	¥300,000 (¥330,000)	¥150,000 (¥165,000)	¥80,000 (¥88,000)
Conditions		"Package Booth" 6 spaces or more Or "Space Only" 6 spaces or more	"Package Booth" 4 spaces or more Or "Space Only" 4 spaces or more	"Package Booth" 2 spaces or more "Space Only" 2 spaces or more Or "Table Top Booth" 4 spaces or more	—
booth location benefit	Secure a corner booth open on all sides near the entrance * It would not be applicable if a zone is specified.	○	○		
	Secure a corner booth open on three sides * No booths can be located at your request.			○	
	Secure your booth at a corner * No booths can be located at your request.	○	○	○	○
seminar benefit	Selectable preferent timing for seminar * You can select a lecture slot (date and time) for an exhibitor's seminar. * If the requests overlap between platinum sponsor businesses, the business, which has applied for more lecture slots, is prioritized. * Your request may overlap a special invitation lecture. Consider the second choice of the lecture slot.	○			
Web benefit	Exhibition website logo	○			
	J-imaging website logo	○			
advertisement benefit	E-mail news footer advertisement * Date selectable from among 5 mail news delivery dates * size : 76 Chars. (38 double-byte chars.) × 6 lines (URL included) * manuscript deadline : 5 business days before each delivery date	○	○		
(Your company) Logo publication benefit	Novelty bag logo	○			
	Entrance to the seminar venue logo	○	○		
	Guide board to the venue logo	○	○	○	
	J-imaging demo booth logo	○	○	○	
	Reception counter logo	○	○	○	
	Venue map logo	○	○	○	○
	Venue information board logo	○	○	○	○
	Logo data : Illustrator format Logo deadline	3/13(Fri.)	4/15(Wed.)		

■ Sponsor Application Guidelines

◆ Application Deadline : • 3/11(Wed.) Platinum

• 3/19(Thu.) Gold • Silver • Bronze

◆ How to apply

Please fill out an application form for advertisement and sponsorship to apply.

◆ Cancellation policy

In case your application is cancelled after the deadline of application, full penalty will be charged as a cancellation fee.

■ Special Notes

* An applicant has to be an exhibitor in ISS2026 (except for trial booth, mini booth, video exhibition booth and catalog exhibition).

* Platinum Sponsors and Gold Sponsors can apply until the deadline.

If there are more applications than the number of slots, priority will be given to companies that have been exhibiting for a long time.

* Silver and Bronze Sponsor applications will be accepted on a first-come. We will close the program as soon as the slots are filled.

* Advertisement and sponsorship expenses will be charged after completion of the exhibition.

* The applicable consumption tax is that effective at the time of opening this exhibition. In case your application is made before the change of the tax, the difference will be additionally charged.

* Bank transfer fees shall be borne by the remitter.

ISS2026 Estimated Cost

No need to submit

※Please use this as a reference for cost calculations.

ITEM	QTY	Unit	Price (with tax)	Amount
[Types of booths and number of booths] DUE DATE: April 30 (Thu.) (before the exhibition)				
Package Booth		Booth(s)	¥506,000	
Space Only		Booth(s)	¥440,000	
Table Top Booth		Booth(s)	¥291,500	
Table Top Booth with Catalog Stand (1 limited booth)		Booth(s)	¥291,500	
Trial Booth limited to new exhibitor (limited to the first 20 companies)		Booth	¥88,000	
Table Top Booth with Designated Light Sources and Lighting Corner		Booth(s)	¥291,500	
Mini Booth		Booth(s)	¥132,000	
Video Exhibition Booth		Booth(s)	¥198,000	
Catalog Exhibition		Pce(s)	¥33,000	
[Paid Optional Service] DUE DATE: July 31 (Fri.), 2026 (after the exhibition)				
Backyard Stock Room		Booth(s)	¥55,000	
Internet Line (Wired LAN (RJ-45 connection) will be available.)		Access(s)	¥66,000	
Company Nameplate with Specified LOGOs	800(W)×150(H)mm(Table Top)	Pce(s)	¥8,800	
	1200(W)×200(H)mm(Package)	Pce(s)	¥11,000	
[Charges for electrical Installations] DUE DATE: July 31 (Fri.), 2026 (after the exhibition)				
Electrical works		kW	¥20,350	
100V(Without grounding / up to 1.5 kW, two outlets)		Pce(s)	¥4,400	
100V(With grounding / up to 1.5 kW, two outlets)		Pce(s)	¥4,950	
200V(Both single phase and 3-phase)		Pce(s)	¥8,250	
Spotlight 100W(Incandescent-lamp color)		Pce(s)	¥4,180	
Spotlight 100W(Daylight color)		Pce(s)	¥6,600	
Power consumption		kW	¥3,080	
Electrical works & Power consumption total				
TOTAL				
※Charges for electrical works: kW applied×JPY 20,350(with tax) (To be charged on 0.1 kW basis. Below 1 kW will be rounded up to 1 kW.) ※Power consumption: kW applied x JPY 3,080(with tax)(To be charged on 0.1 kW basis.)				

[Note]

An exhibition fee will be charged when we receive your exhibition application (we will send you an invoice by e-mail later).
 Other expenses than the exhibition fee will be charged after completion of the exhibition. Bank fees are of your account.
 Electric work, leased equipment and optional services will be announced in late April.



Access

■ Pacifico Yokohama

Address: 1-1-1 Minato-mirai, Nishi-ku, Yokohama, JAPAN

- 5 min. walk from Minato-mirai station
- 5 min. by taxi / 11 min. by bus / 12 min. walk from Sakuragi-cho station
- 17 min. by articulated bus / 10 min. by taxi from Yokohama Sta.

Where to Apply/ Contact

■ Advanced Communication Media Co., Ltd.

2-21-27 Hyakunin-cho, Shinjuku-ku, Tokyo 169-0073

Phone: +81-3-3367-0571 Fax: +81-3-3368-1519

E-mail: exhibit@adcom-media.co.jp